


The 4th Division of the Pacific Northwest Region of the  
National Model Railroad Association Presents



## December 2020 Newsletter

Due to the quarantine the December (in person) clinic is **CANCELLED**. Even our pre clinic dinner would be inappropriate at this time.

Alan Murray will present a clinic on constructing the Viaduct at Rio Como at the December 9th 7PM virtual meeting of the Skagit Valley & Whidbey NMRA Clinic.

Construction of trestles often begins by constructing the girders, ties and installation of rails on a level base. After placing the assembly on the layout, trestle bents can be framed and trimmed to fit the topographic conditions that will exist below the trestle.



In the case of the Rio Como Viaduct, a single-lane vehicle crossing over the Rio Como main line needed to climb from the level of the mainline to a height sufficient to provide clearance for the largest Bachmann ON30, 4-6-0 locomotive. The viaduct contains a King Post span with tension rod, a 90-degree horizontal curve, vertical curves and short tangents with grades up to 15 percent. The presentation will concentrate on techniques in the construction of the viaduct. Material choices, cutting and drilling techniques, use of jigs and installation of NBW's will be discussed.

## At the November 2020 clinic!

We had our Second online Zoom clinic courtesy of chairman Rich Blake.



#### NOVEMBER CLINIC REPORT

The November SV&W Clinic was held on Veterans Day via Zoom. We had 17 folks online and some with spouses while Rich Blake conducted a clinic on the US Army's Spruce Production Railroad operations in Washington during WWI. It was a suitable subject considering the date and it can be said that the US Army's efforts during this time contributed greatly to the Allies winning the air war over Europe. They assembled crews and equipment, built railroads and sawmills and produced millions upon millions of board feet of aircraft quality Sitka spruce during a very short and intense period leading up to the end of WWI on 11 November 1918.

Rich focused most of his attention on the north Olympic Peninsula coast area near Joyce west of Port Angeles. Here the Spruce Production division built a line along the north coast of Lake Crescent to what is now called the town of Beaver. This is now a beautiful wilderness trail that you can hike or bike. This line was the most expensive and difficult railroad built by the SPD which included two tunnels and many trestles. Rich showed many historical and modern photos of the areas known today as Clallam and Jefferson Counties where these railroad efforts were located. Once we get past the pandemic, there are a few folks that were inspired to go visit the Spruce Railroad Trail along Lake Crescent. *Your editor for one is looking forward to that.*

This was our second clinic using Zoom and we did not experience any difficulties. Everyone is doing a great job embracing this technology and hopefully will expand to others as we continue social distancing. Keep an eye on the Grab Iron for our clinics as well as other online clinics happening around the region which are open to anyone. Our next clinic will be on Dec 9th with Alan Murray describing his scratchbuilt viaduct trestle project in O-scale.

# Upcoming 2020-21 clinics!

Dec 9, 2020 – Alan Murray – Scratchbuilding Viaduct Trestle in O-Scale

Jan 13, 2021

Feb 10, 2021

Mar 10, 2021

Apr 14, 2021

May 12, 2021

## CHAIRMAN'S CLINIC NEWS

on the Zoom front, I had mentioned in the last newsletter that I set up a recurring clinic link that would have the same meeting ID and passcode every month. Due to security reasons, this function has been abandoned and deleted. Future meetings will have a new ID and passcode every time to avoid any potential issues from outsiders. The links/ID/passcode will be posted in the [Grab Iron](#) on the Monday. before the meeting, I will also send out an email with the same information. Hoping everyone had a safe and happy Thanksgiving.

You may also notice here that there are no subjects listed after December, *why is that?* Because I need **VOLUNTEERS** to step up and do some clinics. Same as in-person meetings, using Zoom is simple and effective with your typical presentation methods – speaking and pictures. Powerpoints are preferred but a group of pictures that can be talked to are fine also. Here are a few scenarios to consider for online clinics:

1> Clinician makes powerpoint and shares screen in zoom while presenting (this is the preferred normal method). People can ask questions via “chat” and can be answered after clinic slides or active participation with zoom host allowing “unmute”

2> Clinician makes powerpoint as usual but is not zoom knowledgeable. Send powerpoint to Clinic host. Host shares screen in zoom while clinician talks. Same could be done with layout tour and static pictures.

3> Clinician creates notes and photos to support a clinic but does not have powerpoint skills. Send materials to MS Office savvy person and compile powerpoint. Present as per 1 or 2 above. Live clinic. This can be done using a cell phone, tablet or webcam connected via zoom.

4> Clinician does clinic live by showing work/layout and describing activity live streaming. Requires some knowledge on media/technology use. Maybe some other items such as tripods or stands. Live clinic could also be chalk talks with camera focused on person talking and dry erase board/flip chart/chalk board, etc. More difficult but certainly entertaining and doable in zoom.

I will be the “host” for all clinics. Clinicians will be designated “Co-Hosts” through Zoom in order for them to share screen and take control of meeting. You don’t have to know what you are doing other than starting the zoom meeting on your computer/device to participate or be a clinician, I will walk you through it ahead of time. It is really easy.

Please contact us if you have questions or have ideas. We need to populate the calendar ASAP.

Rich Blake – [slugsmasher@oakharbor.net](mailto:slugsmasher@oakharbor.net)

Susan Gonzales - [fishnutztoo@frontier.com](mailto:fishnutztoo@frontier.com)

Cliff Aaker – [cliff@aaker.net](mailto:cliff@aaker.net)

Our Whidbey & Skagit clinic is part of an online discussion group at [PNWRRModelers@groups.io](mailto:PNWRRModelers@groups.io)

If you aren't already subscribed do so by sending an email to the above link.

## 4TH DIVISION ZOOM LAYOUT TOURS

You can expect a regular layout tour every Saturday at 10:00 AM. The Zoom link will be posted on the [Grab Iron](#).

[4dpmr.com](http://4dpmr.com)

One of the best clinic options is the Zoom meetings put on by the NMRA [4th division](#).

The 4th division also provide a youtube archive of past Layout tours and clinic videos you can access at [https://www.youtube.com/channel/UC-pc9\\_xA-w2t3RdhLZ7BNOA](https://www.youtube.com/channel/UC-pc9_xA-w2t3RdhLZ7BNOA)

You can also visit the NMRA youtube channel  
<https://www.youtube.com/channel/UCHw-7-1FWB5zQgTM0ZVY-Yw>

Archives of the NMRA newsletter maintained by editor Greg Kujawa are also available. View the August issue [pmr.nmra.org/switchlist](http://pmr.nmra.org/switchlist)


## Down the line:

No progress has been made on finding a new venue for our clinics. Until the quarantine appears to be coming to an end we will pursue the Zoom option.



# Layout Progress:


Phil Gonzales has posted some pictures of his progress.



Control Panel for 4 track staging. 6 Tortoise machines and all the lights and switches was close to 100 solder connections.



The motor end. (Nice work!)



**All the track works and wireless control. Looks close to operating ready!**

**#####**