

Operating a Prototype Santa Fe Layout

Los Angeles Division 3rd District

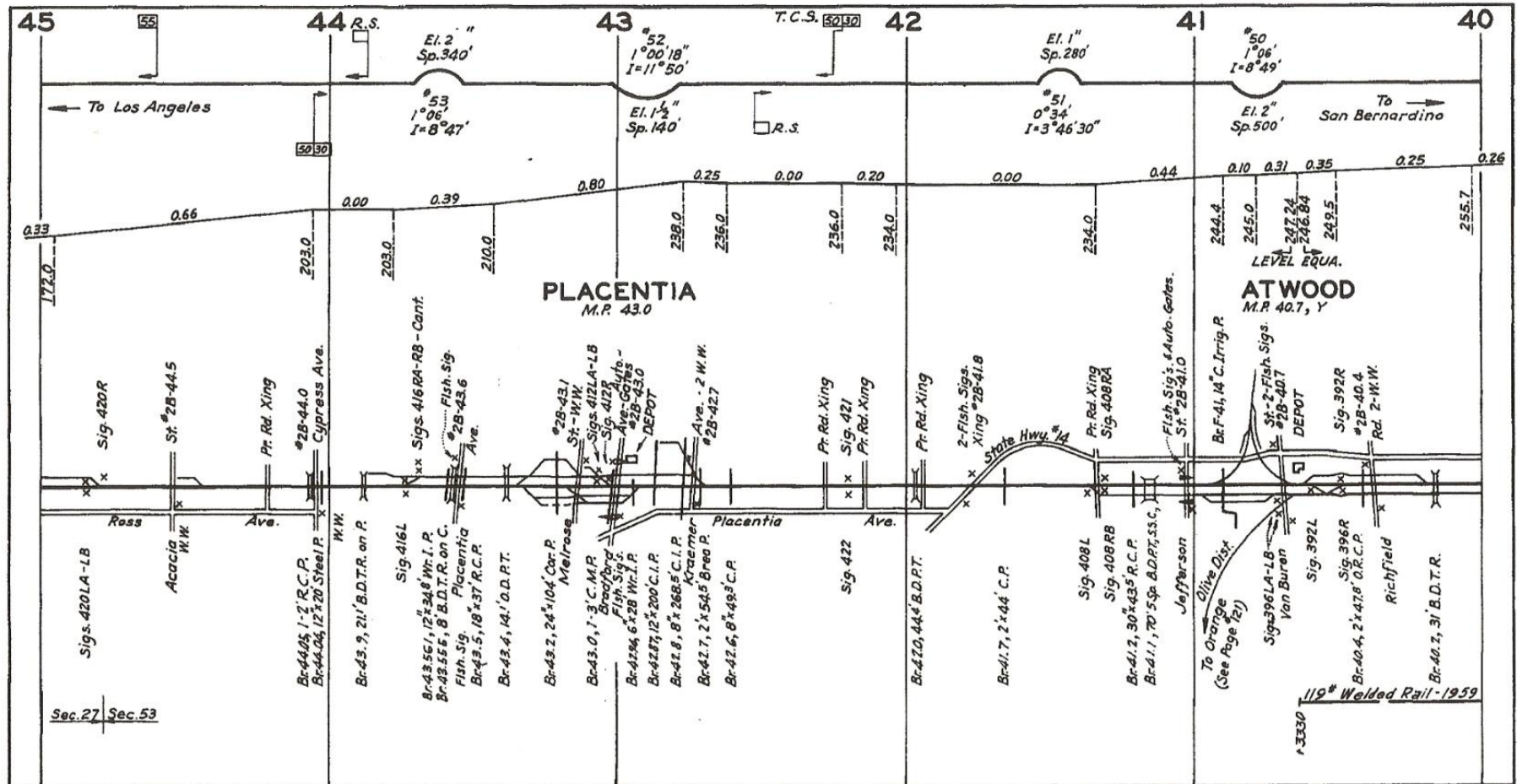
By William Messecar
Santafe-mail@comcast.net

May 14, 2016

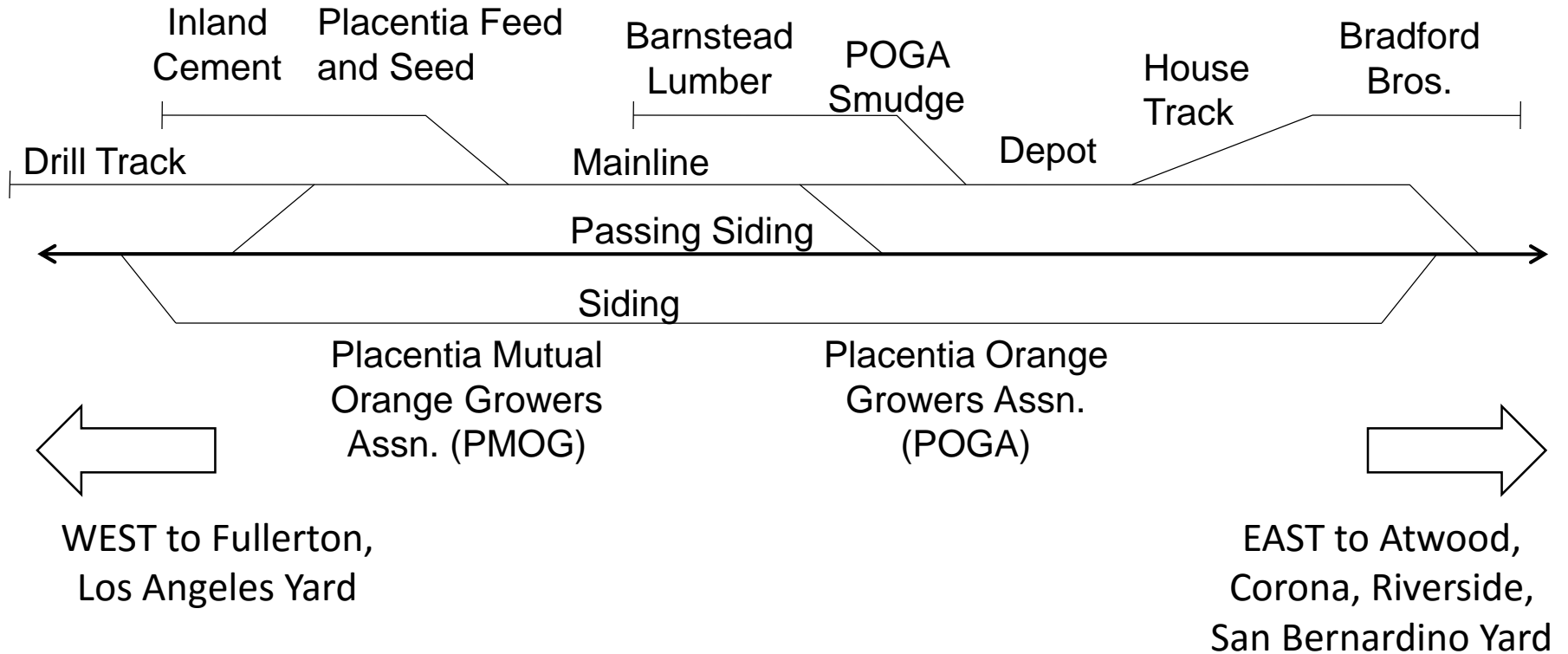
ATSF Layout Concept

- ERA – Transition (Steam/Diesel)
- Theme – Citrus/Packing houses
- Space – 24' by 28' Garage
- One Level – No duck under
- Location choices–Southern California
 - 3rd District Trains (Placentia-Riverside)
 - Thru freights
 - Fruit turns
 - Two passenger trains
 - Fast Mail

88

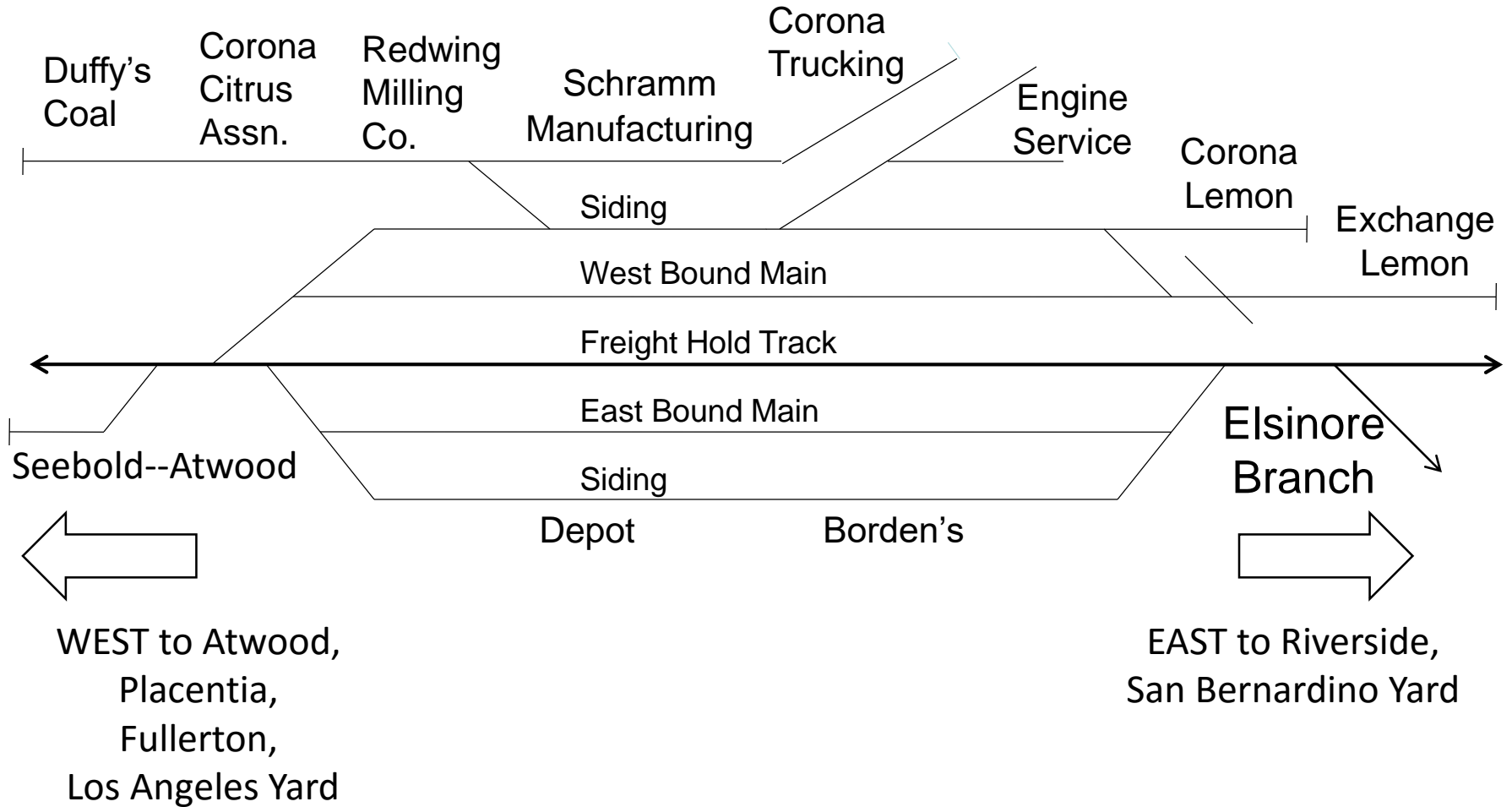


PLACENTIA

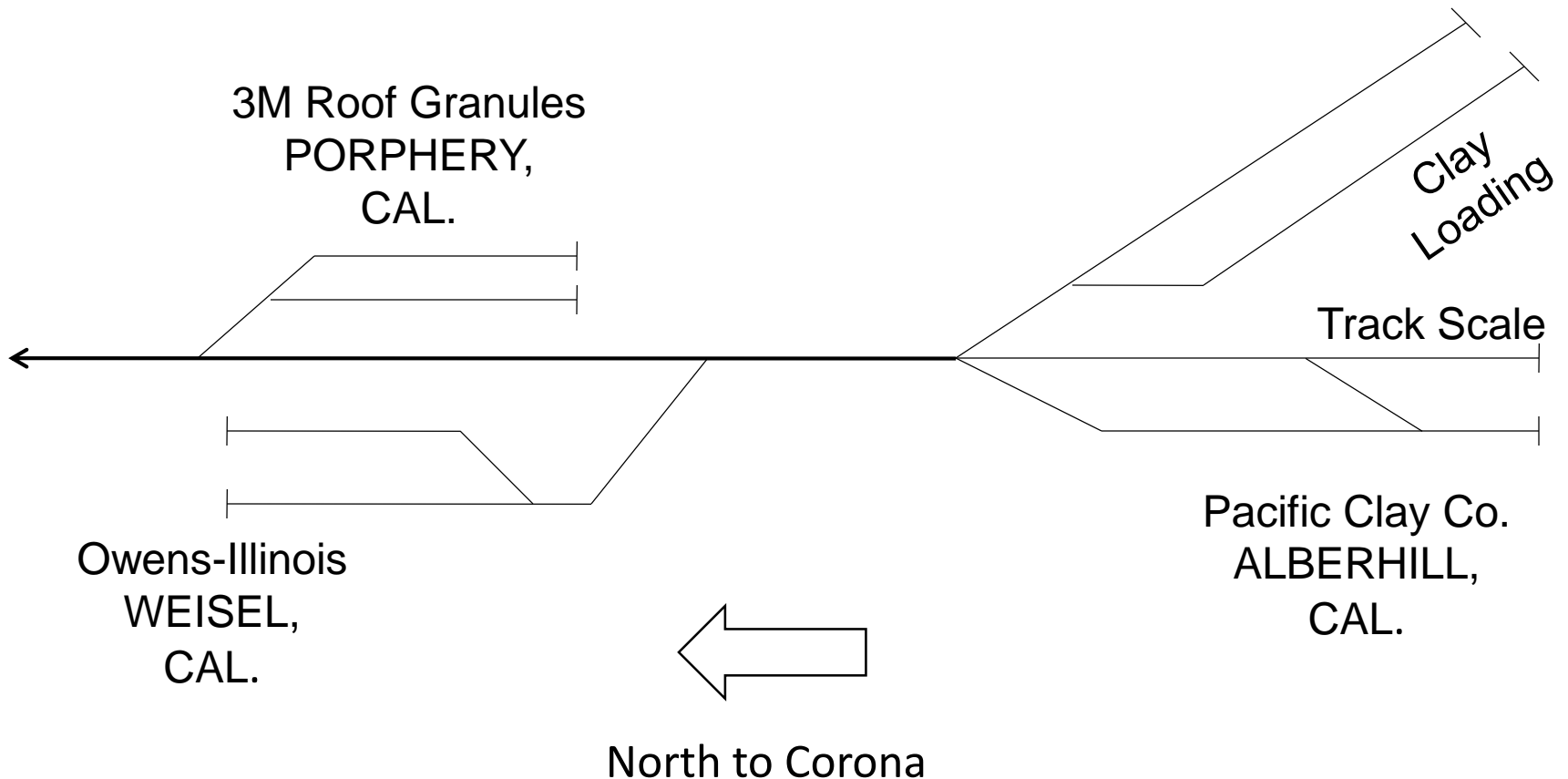


[illegible]

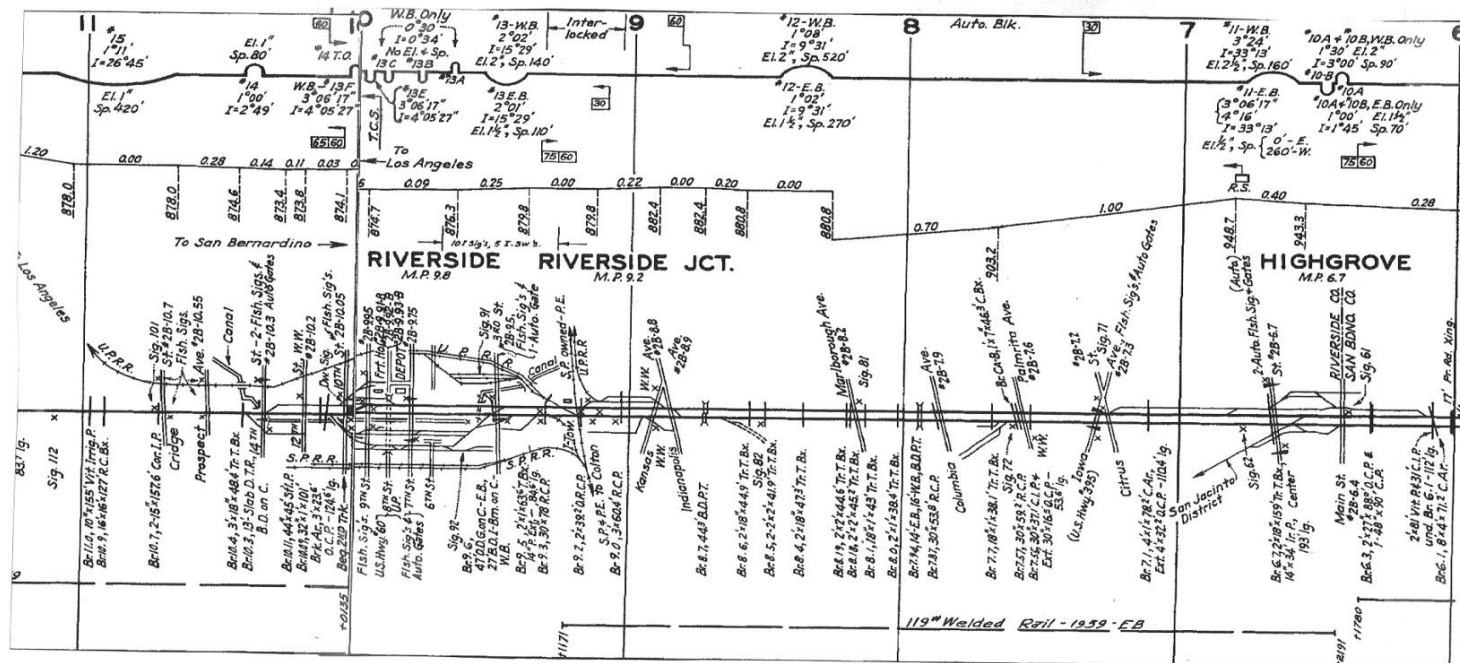
CORONA



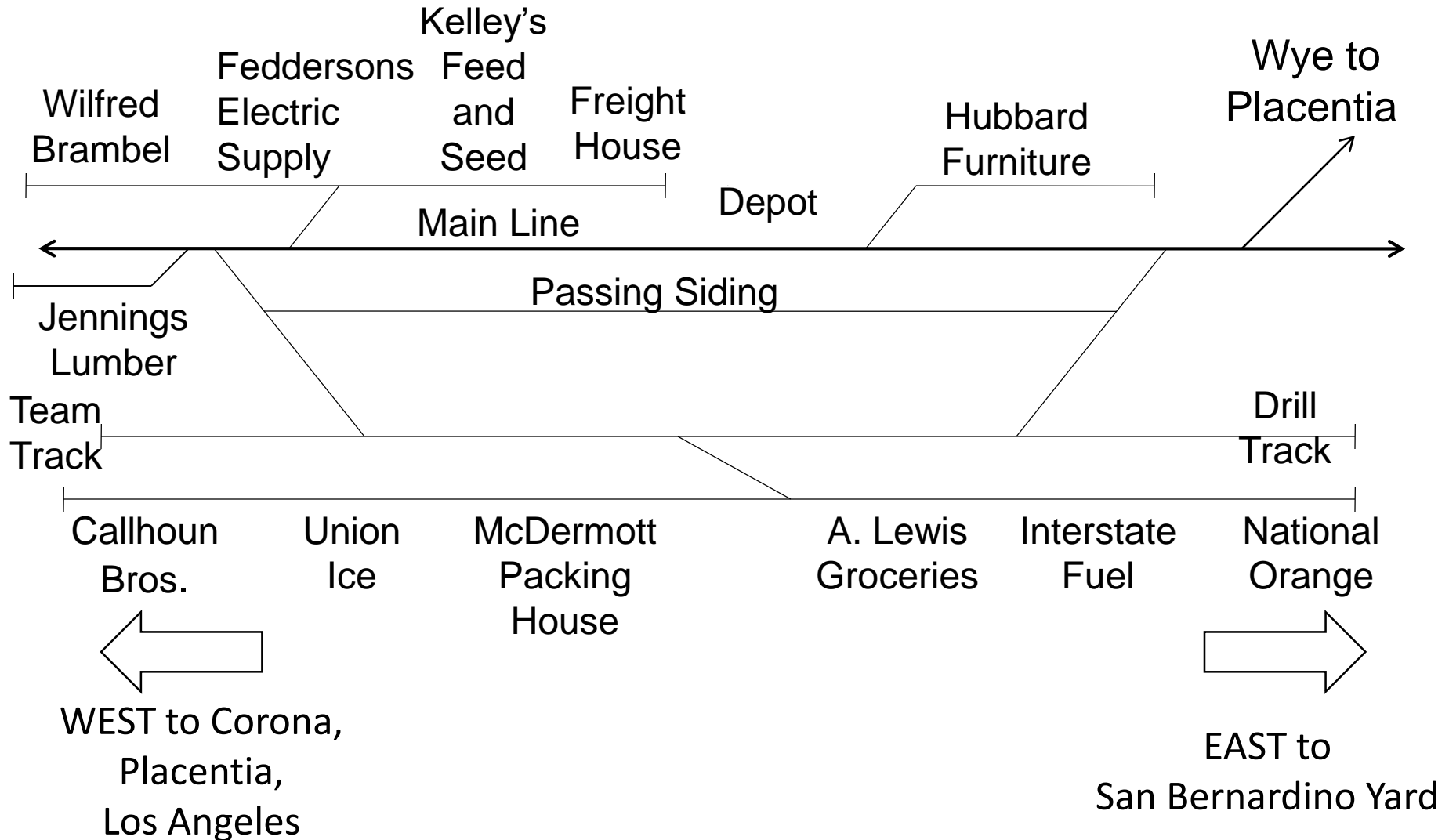
ELSINORE BRANCH Layout



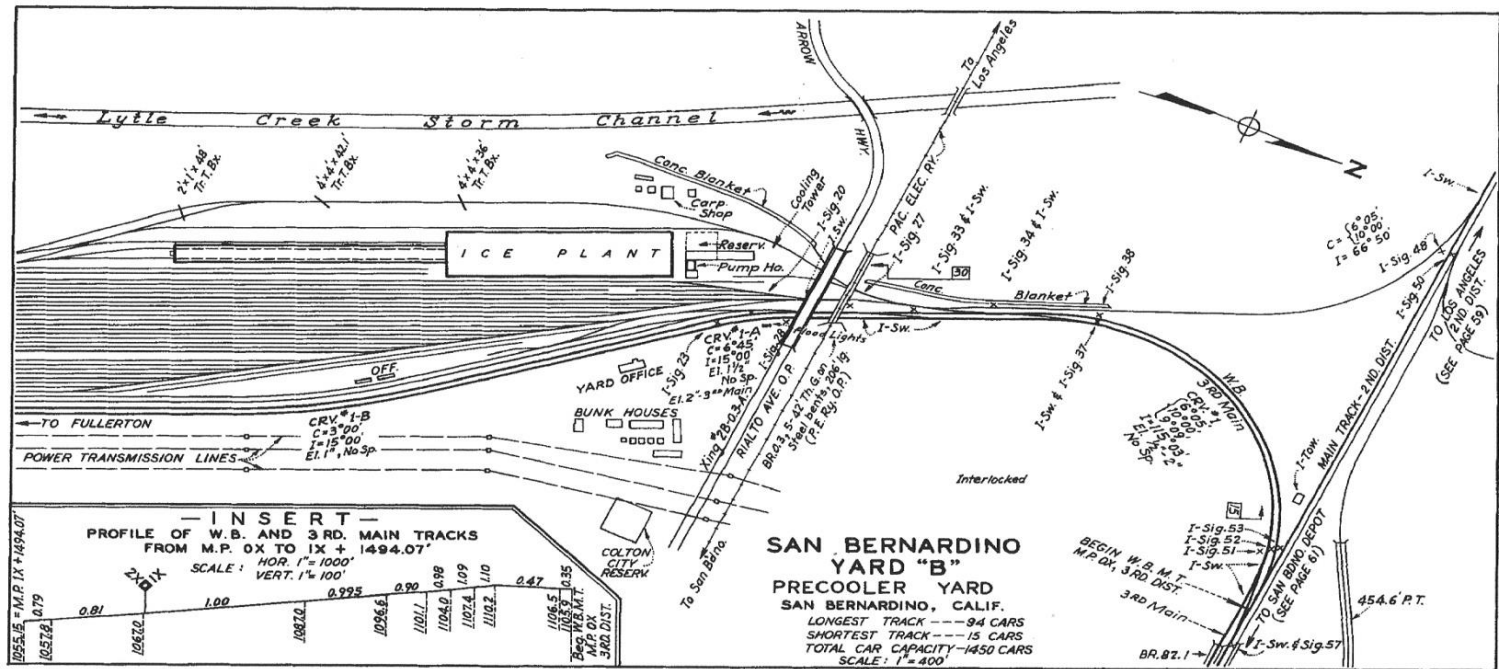
Riverside Track Chart 1960



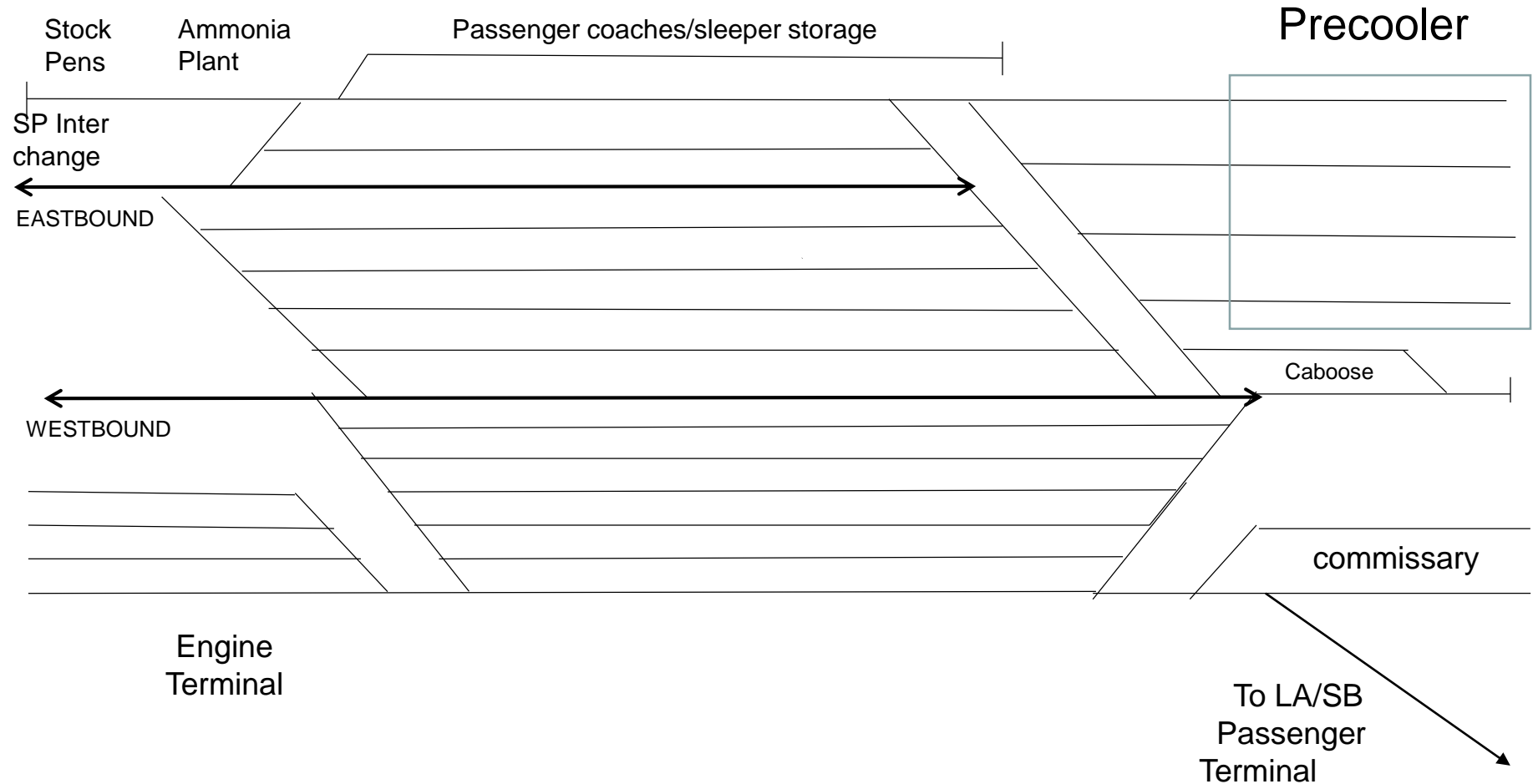
RIVERSIDE Layout



San Bernardino B Yard 1960



San Bernardino/Los Angeles Yard



LA Division 3rd District Freight Operations July 1947

Thru Trains to/from Los Angeles

<u>Train Number/Name</u>	<u>West Bound Thru Freights</u>
33	Redball Freight between Chicago – Los Angeles
41	“Hog Special” originated at Belen, NM to Los Angeles
43	Redball Freight between Chicago and Northern/Southern California
GWS	Gateway Special, GN-WP-ATSF “inside Gateway” to Pacific NW
TDF	Texas Daily Forwarder
SCX	Southern California Extra from the Bay Area

<u>Train Number/Name</u>	<u>East Bound Thru Freights</u>
134	Los Angeles to San Bernardino connection for NCX
NCX	Northern California Extra (opposite of SCX)
SWG	Southwestern Gateway ATSF-WP-GN (opposite of GWS)
Bulldog	Los Angeles to San Bernardino clean up train <ul style="list-style-type: none">- From First Street Yard—mostly loads- Hobart Yard—mostly empties
Box Car Spl	Long train of empties from Hobart to San Bernardino

3rd District Freight Operations July 1947

Frequency/Size

- Eastbound thru freights
 - ❑ Bulldog from 1st St. to San Bernardino
 - Frequency: 10 trips per week
 - Train size 47 loads/4 empties
 - ❑ Bulldog from Hobart Yard to San Bernardino
 - Frequency: 10 trips per week
 - Train size 11 loads/49 empties
 - Trains made set outs and pickups enroute
 - ❑ Train 134 Los Angeles to San Bernardino connection for NCX
 - Frequency: Daily
 - Train size 57 loads/12 empties
 - ❑ Box Car Special Empty freight cars from Hobart to San Bernardino
 - Frequency: 6 trains per week
 - Train size 0 loads and 77 empties
 - ❑ Green Fruit Express: Train of reefers heading east
 - Let's me run my reefers around the layout

3rd District Freight Operation on my Layout

- Westbound thru freights from San Bernardino
 - Train 43 Chicago to Northern California/Southern California
 - Frequency: twice daily
 - Train size 49 loads/10 empties
- Westbound Fruit Turns to/from San Bernardino
 - Placentia Turn: 3 packing houses
 - Corona Turn: 3 packing houses
 - Riverside Turn: 2 packing houses

Layout Operating Structure

- Yard represents San Bernardino and Los Angeles/San Diego
- Yard contains 14 tracks—7 east bound and 7 west bound and one passenger car storage track
- Limit of 7 freight trains both east and west bound
- Selected Freight Lineup
 - EB Bulldog, Train 134, GFX or Box Car Special
 - WB Train 43 Several Sections
 - WB Three Fruit Turns
- Freight are blocked and pre staged for operation
- Bulldog makes Eastbound local set outs
- Train 43 makes Westbound local pickups

3rd District Passenger Trains

EB odd numbered

- San Bernardino Local Train 51/54
 - Operated daily between San Bernardino and Los Angeles
 - Consist one 2105 class 15' postal-baggage or Baggage express
 - One or two Hwy A/C coaches
- Grand Canyon Train 23/24
 - Operated daily between San Bernardino and Los Angeles
 - Consist one 2105 class 15' postal-baggage or Baggage express
 - One or two Hwy A/C coaches
- Fast Mail Train 7 (#8 EB on 2nd District)
 - Operated daily with express and baggage cars
 - HW Rider coach

Creating the Operating System

- Car Cards
- Way Bills
- Train Order Forms
- Train Work Description
- Yard Must Run List
- Passenger Train Consists
- Operating Session Target 3-4 hours
- Eight Operators (2X3 crews, 1 yard, 1 passenger)

Car Cards

all car cards are marked for direction

Car Cards

all car cards are marked for direction

[illegible]

Way Bills

- Way bills are marked for car type, direction and train type
- Four cycle way bills from Micro Mark
 - Consignee
 - Address
 - Routing
 - Shipper
 - Address
 - Lading

Train Order Form

- All trains are assigned a unique color
 - EB thru Blue
 - WB thru yellow
 - Turns green Riverside, orange Placentia, red Corona
- Train Instructions
 - Train Name
 - Direction
 - Motive Power
 - Decoder Address
 - Number of cars Departing
 - Work Description
 - Stations---setouts—pickups—location
 - Engineer/Conductor

Train Work Description Example

3rd District Thru Freights

- **Westbound Freights** **YELLOW DOT**
-
- **33** Redball Freight between Midwest and Los Angeles
- Carries loads and empties into Los Angeles/Fullerton/San Diego—no stops
- **43** Priority Freight between east and Los Angeles
- Carries loads **YELLOW DOT** and empties into Los Angeles/Fullerton/San Diego.
- Will make stops to pick up WB loads **YELLOW DOT** /WB empties at
- Riverside/Corona/Placentia for Fullerton/Los Angeles/San Diego—no set outs enroute
-
- **Eastbound Freights** **BLUE DOT**
- **Bulldog** (Block set outs in order of delivery-Placentia/Atwood & Corona & Elsinore Br. /Riverside)
- Los Angeles to San Bernardino clean up train with loads and empties to San Bernardino B Yard.
- Leave any **BLUE DOT** cars at Placentia, Atwood, Corona and Riverside in drill or storage tracks.
- Leave any car cards/way bills in OFF SPOT box. Do not make any pick ups
- **Box Car Special**
- Los Angeles/San Diego/Fullerton empties to north, southwest, mid-west and east coast
- Train does not stop enroute to San Bernardino B yard
- **134** Train from Los Angeles/San Diego/Fullerton with loads/empties to Northern California and Pacific NW. Train does not stop enroute to San Bernardino B yard
- **GFX** Green Fruit Express made up of all priority east bound reefer loads—see car cards.

Yard Must Run List

Saturday January 16, 2016

- 3rd District Freight Operations Yard Instructions

Yard Priorities

- Assign caboose and motive power to the following trains.
 - Train 43-first
 - Train 43-second
 - Train 43-third
 - Bulldog
 - Corona Turn
 - Riverside Turn
 - Placentia Turn
- Clear precooler/icing dock, commissary, Ammonia plant, stock pen, SP Interchange and sand tower
- Complete assembling Train 134 with northbound loads/empties
- Begin assembling new fruit turns (Riverside/Corona/Placentia)

Yard Must Run List

Saturday January 16, 2016

- 3rd District Freight Operations Yard Instructions

Yard Priorities

- | <u>Priority</u> | <u>Train</u> | <u>Number of Cars leaving SB</u> | <u>Direction</u> |
|---|--|----------------------------------|------------------|
| • The following trains are made up and positioned for dispatching in the following order: | | | |
| • 1 | Train 43 section 1 (pick up cars at PLA-3) | maximum of 10 cars leaving SB | WB |
| • 2 | Train 43 section 2 (pick up cars at COR-7) | maximum of 5 cars leaving SB | WB |
| • 3 | Train 43 section 3 (pick up cars at RIV-6) | maximum of 5 cars leaving SB | WB |
| • 4 | Bulldog | maximum of 19 cars | EB |
| • 5 | GFX (if ready) | maximum of 18 cars | EB |
| • 6 | Placentia Turn | maximum of 13 cars | WB |
| • 7 | Corona Turn | maximum of 17 cars | WB |
| • 8 | Riverside Turn | maximum of 11 cars | WB |
| • The following trains will be made up in passenger or freight yard with available loads and empties. | | | |
| • 9 | San Bernardino Local Train 51 | maximum of 3 cars | WB |
| • 10 | Grand Canyon Train 24 | maximum of 9 cars | EB |
| • 11 | Fast Mail Train 7 | maximum of 10 cars | WB |
| • 12 | Train 134 (if ready) | maximum of 18 cars | EB |

Yard Must Run List

Saturday January 16, 2016

- 3rd District Freight Operations Yard Instructions

Yard Switching Status

- Track 2: Riverside Turn (ready)
- Track 3: Placentia Turn (ready)
- Track 4: Corona Turn (ready)
- Track 5: Train 43 cars (ready)
- Track 6: WB overflow
- Track 7: empty
- Track 8: Bulldog (ready)
- Track 9: empty
- Track 10: empty
- Track 11: GFX (ready)
- Track 12: EB overflow
- Track 13: Train 134 (not ready)