


The 4th Division of the Pacific Northwest Region of the
National Model Railroad Association Presents



The Skagit Valley & Whidbey NMRA Clinic



Wednesday, May 8, 2013

Location: Summer Hill meeting room in Oak Harbor

Time: 7:00 PM



A Backdrop Clinic Led by Al Carter and Jack Tingstad


May's Clinic will be a "shotgun" approach to backdrop techniques: Jack Tingstad, Al Frasch, Al Carter, Nick Muff, and Cliff Aaker will speak on the subject of backdrops.

Jack's portion of the evening will consist of a power point program in which he will show photos of his backdrop and foreground scenery. Basic room prep,

basic materials, basic skills, and basic supplies will be discussed. He will give commentary on blending backdrops with 3-D foreground scenery and the use of forced perspective to give the illusion of distance as well as making the backdrop an enhancing feature rather than the dominant attraction of your layout room. For more pictures of his layout, see Model Railroad Hobbyist, May 2011 edition on the Web [model-railroad-hobbyist.com].

Al Frasch (Al #1) will demonstrate live, in front of us all, just how to blend sky backdrops from lighter blue near the horizon to a more deeper blue higher in the heavens. Al #1 has promised to get his paint rollers out and blend, blend, blend. Al Carter (Al #2) will show how his last backdrop was constructed, on sheet vinyl, so there were no seams, and he curved it around corners ("coved" corners). Al #2 will also show how to paint distant hills and tree lines on the backdrop using common craft paints.

Additionally, two more backdrop artists will add their expertise to the clinic: Nick Muff will show us how he made his own cloud stencils for his huge backdrop, and Cliff Aaker will demonstrate "live" painting evergreen trees!



The Skagit Valley & Whidbey NMRA Clinic						
Model Railroad Calendar for May 2013						
Sun	Mon	Tue	Wed	Thu	Fri	Sat
			1	2	3	4
5	6	7	8	9	10	11
			Clinic at Summer Hill in Oak Harbor			NATIONAL TRAIN DAY
12	13	14	15	16	17	18
						4TH DIVISION PACIFIC NORTHWEST REGION 2013 SPRING MEET TUKWILA, WASHINGTON
19	20	21	22	23	24	25
4TH DIVISION PACIFIC NORTHWEST REGION 2013 SPRING MEET TUKWILA, WASHINGTON						
26	27	28	29	30	31	
June 26-30: The Snake River Special in Boise, ID - the PNR's annual convention						

Further information about April events:

The BSME have changed their name to more accurately reflect their location in Alger. They are now the Whatcom Skagit Model Railroad Club and have regular Open Houses. According to their website, the last one this season is May 11. Times are 11:00 to 4:00PM. Check them out at www.whatcomskagitmrc.org/ on the internet or by email at info@whatcomskagitmrc.org

National Train Day is May 11th See the official website: <http://nationaltrainday.com/s/> for more information. I have no idea who is behind this website [<http://www.atdlines.com/wsntda.htm>] but they have quite a site to promote NTD in Washington State.



Be sure to reserve the weekend of May 18 - 19 for the 4th Division's Spring Mini-Meet in Tukwila. Several of the Skagit Valley & Whidbey NMRA Clinic members, including Al Carter, Rich Blake and Al Frasch, will be presenting clinics at the event. See the Mini-Meet Poster at the end of the Newsletter for more information.

And, plan on attending the Snake River Special regional convention in Boise from June 26 to 30th. More information is available at: <http://pnr.nmra.org/3div/2013.html>



Last Month's Clinic:

By Al Carter / Photos by Al Frasch



Chairman Rich Blake started the meeting and welcomed 38 eager attendees to the April 2013 Clinic. Al Carter reported on the upcoming Fourth Division Spring Meet to be held on May 17-18 in Tukwila and on the June 26-30 Pacific Northwest Region meet to be held in Boise, Idaho. Susan Gonzales discussed several of the clinics scheduled for the 2013-2014 season, including a field trip to the Mount Rainier Scenic Railway, in late September.

Two new attendees showed up, John Fuik of Anacortes, along with his wife Marjorie. For the Tool of the Month, Al Carter showed off MicroMark's "Thin Beam" square, an invaluable tool for scribing sheet styrene and wood. John Mann displayed another MicroMark product – the "Crocodile Action Ear Polypus," which is a nifty forceps-type tool that can fit into a 1/8" diameter hole.


Doug Lingenbrink reported that anyone with a Sno-Isle library card can subscribe to Model Railroader and also to Fine Scale Modeler, thus saving the yearly subscription costs. However, back issues are only available for the current year via the library. And apparently, anyone with a valid library card in the state of Washington can use this system. ***For further details, see the Prototype Page (p. 8)***

The "Main Event" of the evening was a clinic on installing sound decoders, by John Mann and Bill Harper. John started off by explaining that in our modeling world, size can be compressed to whatever size or scale we want, but sound is a different matter – think of muting the sound, rather than compressing it. There are

lots of manufacturers of sound decoders available now and some sound a lot better than others. Prices generally reflect this, of course. John demonstrated this difference by letting us hear Digitrax (lower end) and Tsunami (higher end) decoders.



John brought an incredible array of materials and supplies to augment his program, including a lot of hardware in addition to the actual decoders, including speaker enclosures, axle and drive wheel wipers, chuff sync devices, very fine and flexible wire, and mini-connectors. He pointed out that while most of the DCC manufacturers offer much of this equipment, one can also go to non-railroad supply houses such as Allied Electronics, Digikey, etc.

John and Bill described how adding a capacitor to the decoder circuit allows the sound to keep on uninterrupted, despite the locomotive running over dirty track or other disturbances in the signal reaching the decoder. We learned a lot about capacitors, including different types and ratings.



Here's a great tip, not only for sound decoder installation, but actually any modeling you do: take digital photographs of your work and your finished product for later reference.

John finished the evening with a great demonstration of several different sized speakers, both with and without speaker enclosures. It is truly amazing how a proper speaker enclosure enhances the sound. We learned a lot from John and Bill last night!



Note: the speaker
IS the grill of this
Davenport!!

The Miscellaneous Information Page

Remember: The S V & W NMRA Group's Yahoo! Online Group!

The Skagit Valley & Whidbey Model Railroading group or sv_and_w is still accepting members. The links below will take you directly to the group. In order to post you must have a Yahoo! account which is simple to set up. This is a private group that is not open to the public, it is designed for club use only. We can post any questions or information for each other on this group as well as photos and files. The cost? Free!

The Link: http://groups.yahoo.com/group/sv_and_w (note those underscores)

To get a hold of the list moderator i.e. Rich Blake: sv_and_w-owner@yahoogroups.com

At last check at the end of April, we are still holding at 22 members of the group, so consider joining today!!

Read the *Grab Iron*, our Division's online Newsletter

Fourth Division, Pacific Northwest Region, NMRA website: <http://www.4dprn.org/index.htm>

Anyone can access this page and all sub-topics (except Members Only, which is primarily just BOD meeting minutes, etc). Of particular interest is the Timetable: <http://www.4dprn.org/Timetable.htm> and the Grab Iron: <http://www.4dprn.org/Grab-Iron.htm>. You can subscribe to the Grab Iron by sending in an e-mail and you will receive a reply allowing you to choose which categories to scribe to: http://4dprn.org/grabiron/?page_id=118 - easiest: just to subscribe to all. Best of all, it's free!

Back Issues of the Newsletter

Back issues of the Skagit Valley & Whidbey NMRA Group Newsletter are available on the 4th Division

website. Go to the site, choose Newsletters on the left side and there they are back to 2009! And - just like the Grab Iron - they are free!

Tool Of The Month & Show-n-Tell

"Tool Of The Month" is an ongoing segment at the Skagit Valley & Whidbey Clinic. Please consider bringing along something to show and describe: a tool that you'd like to share with the clinic members that is cheap, maybe kind of unique, and makes things easier in your modeling. Please limit your presentation to no more than 1 to 2 minutes, and also, please provide us with a source for your tool. Likewise, feel free to bring a recent project to 'show off' to the group!!

Author, Author!!

Dick Haines will be published again in the **Narrow Gauge and Shortline Gazette** most likely in the coming May issue. Entitled "By Dawn's Early Light: Lighting for all Scales," Dick's article will include about eight photos taken by Rich Thom and describe the details of day to night to day layout lighting on his Big Stump Little Lump Lumber & Ore Rwy.

Logging Presentation!

Anacortes resident and SV&W Clinic member, **Eric Erickson** will be presenting his

Stillaguamish Valley Logging RR

free interactive logging slide show program for the Stillaguamish Genealogy Society

Date: July 9, 2013

Time: 1pm to 2 pm

Place: Arlington Free Methodist Church
(715 E Highland Drive)

The Frontier Building Supply Discount Card



If you are a member of the NMRA - isn't everybody?? - then you qualify for the unique Frontier

Building Supply discount card to use in Anacortes, Freeland, Friday Harbor, Oak Harbor and Sedro Woolley. Just send an email to me at afrasch@whidbey.com or Rich Blake at slugsasher@oakharbor.net with your name and NMRA number and I will print and laminate the card free of charge! It may be used for layout stuff or an entire house! *If not a NMRA member see page 8 in the March Newsletter for information on why and how to join.*

Pre-Clinic Dinner Get-Together: Pizza +!

For the last time until September, we will be getting together at the San Remo Mediterranean Grill in Oak Harbor [421 NE Midway Blvd] at about 5:15.

Train Videos of the Month

Each month I would like to list a few YouTube or other Train related video finds - so if you have some contributions, please let me know and I will list them here!

For this month, something different! Don't just assume that LEGOs are for kids. There is an entire network of LEGO Model Railroaders out there. They create some spectacular layouts. Check out some of these:

www.youtube.com/watch?v=PCUwCE804oQ

This one from Burnaby, BC:

www.youtube.com/watch?v=TWWNnu4Ourw

Some of these buildings are several feet tall:

www.youtube.com/watch?v=MI3R9d9SL6c

A LEGO Daylight 4449:

www.youtube.com/watch?v=6abg-Ff3ao4

Still want "real" trains, here is some vintage redwood logging action from California. Great scenes and settings.

<http://youtu.be/3MDgxNLDR64>

There are 5 videos in the "A Story of West Coast Lumber: Logging in Washington - High Climbing and Tall Timber" series from 1926, the first being:

www.youtube.com/watch?v=BcHO2UzJr7w

These are from the Washington State Archives showing historic footage from 1926 by Schafer Bros. of Montesano, WA. and are silent, B&W videos of about 15 minutes each - enjoy!

One last snowy ride on a spectacular German steam train. Fantastic HD video from "The Gondorian". Something about the German steam trains that fit perfectly with winter scenes. From the description: "Steam engines in wonderful winter atmosphere (-13°C); and don't miss the special train at the end."

<http://youtu.be/htc2c-gM9b4>

That's all for this month, don't forget to send links to others that you wish to share.



The Swap Table is now a permanent feature of the Clinic!!

If you have anything to sell/trade/give away just bring it to the Summer Hill meeting room before the Clinic. Please make sure that any price is clearly labeled and the owner's name is shown. Sell all that stuff you don't need and buy some more stuff you don't need!!



If you have any information, good websites, things for sale of a model railroad nature or whatever, send me a note and I will add it to this page in the future editions as space permits.

Local Layout Progress

Dick Haines has been working his little fingers off getting ready for the June Clinic meeting at his home by Duguala Bay north of Oak Harbor. He sends a couple of pictures to wet your appetite for June. The first shows a new road and auto bridge just constructed going into Gate, WA on the ***Big Stump Little Lump Lumber & Ore Railway***. And the other is a night scene just down the road from there. Can't wait to see everything in June!



More Local Layout Progress

Tom Hawkins has also been working in his layout room up in Anacortes. Below are pictures of the sawmill under construction. The structure is all scratch built, the interior mill equipment is from BTS Models except for the head saw which is scratch built using 2 one inch blades from Micro-Mark. The sawdust burner in the back is a JV




Models kit. He says he still has lots of detail work to do, but it sure is looking good so far!! He has named the mill the **A.J. Culver Mill** after one of the founders of the Skagit Valley & Whidbey NMRA Group, the late Jack Culver. Jack was a MMR and had a passion for running trains under catenary on his layout up on Orcas Island.



Meanwhile on the **Pilchuck Division**, a protester has shown up in the Bellingham area to protest the possible new coal export facility and all those long coal trains - sure, it is only 1998 on the **Pilchuck Division**, but no reason not to get 15 years out in front of issues!





Prototype Information

King Street Station - Seattle

The King Street Station in Seattle is in the end phase of its many year restoration. Back in the heyday of train travel, the King Street Station was built to serve the GN and NP when it opened in 1906. It was a beautiful building inside and out until some idiots in the 1960's decided that hiding the original ceiling with a

drop ceiling and harsh fluorescent lights, taking out much of the original marble, and other "remodeling" was a good idea. Well, if you take a look at the City of Seattle website www.seattle.gov/transportation/kingstreet.htm, you will find videos and photos of the ongoing work to bring back the wonder of the early architecture. It will be a highlight of any Amtrak trip out of Seattle when it is finished - even the clocks on the 242 foot tower, modeled after the Campanile di San Marco in Venice, Italy, will tell the correct time!



Free Magazines from Sno-Isle

From Doug Lingenbrink:

Sno-Isle Libraries offers a new service this year - Zinio. It provides electronic copies of current magazines including the important Model Railroader, Fine Scale Modeler and Trains. Magazines can be read on desktops, and some smart phones and tablets. A free app is generally needed for smart phones and tablets. Other libraries including Bellingham and Seattle offer the Zinio service but available titles vary. You can purchase other titles through Zinio including Garden Railways. Or you can ask your library to add additional titles.

A library card is needed for access, application instructions are at <http://www.sno-isle.org/?ID=1357>. You are eligible for a free Sno-Isle card if "you live in a community in Washington State that financially supports a library of its own" <http://www.sno-isle.org/?ID=1243>.

From the Sno-Isle home page <http://www.sno-isle.org> click on the e-books link near the right edge in the center section and then the Zinio at the bottom of the list. Or just click this <http://www.sno-isle.org/?ID=6425> (library card number is required). Log in and follow the instructions. You will create two accounts, one is tied to your library card and allows you to subscribe to magazines and a second is to view magazines. You can purchase individual copies or subscriptions using the second account.

Zinio is available without using a library at <http://www.zinio.com>. They offer many more magazines at that site than are available through the libraries but they cost money.

Rich Blake said he followed the above instructions and it works as advertised! Hey, if Rich can do it, so can you!

Susan Gonzales has been very busy and is excited to present to you the clinic schedule for 2013/2014. It will be a fun filled and entertaining year for all who attend. There is something for everyone to enjoy and there still may be a surprise or two in store. Thank you to Al Carter and Rich Blake for helping to find and coordinate some of these great clinics.

Skagit Valley and Whidbey NMRA Clinic Schedule for 2013/2014

DATE	TOPIC	PRESENTOR(S)
August 14, 2013	Summer BBQ at John Marshall's	
September 11, 2013	Tesoro Crude Rail Operations	Bob Gilbert
October 9, 2013	Hydrocal Structures	Al Carter
November 13, 2013	Mini-Clinics: Decals	John White
	Hemlock trees	Cliff Aker
	Scratchbuilding with common materials (i.e. free)	Rich Blake
December 11, 2013	All Things DCC/Decoder Pro	Ted Becker
January 8, 2014	Be a Rock Star/Make and Take Rocks with a special presentation by Jim Tartas on Bragdon's Geodesic foam/resin method	
February 12, 2014	Scenery Clinic	Tom Hawkins
February 22, 2014	Operating Sessions hosted by:	Al Frasch, Jack Tingstad, Phil Gonzales, Dick Haines, Tom Hawkins
March 12, 2014	Prototype Steam Locomotives	Stathi Pappas
		CMO Mt. Rainier Scenic Railroad
April 9, 2014	2 Views from Above/Structure Roofs/roof top detail	Al Carter
	Removable Mtns. w/Tunnels Construction Techniques	Norm Meyers
May 14, 2014	Vehicle Lighting	Dr. Nick Muff
June 11, 2014	Air Brush Painting 101 (in Phil and Susan's backyard)	Rich Blake

Now Official



Just in from Susan:

“The date for the trip to **Mt. Rainier Scenic Railroad** has been chosen. Please mark your calendars for **Saturday, September 28, 2013**. Still working on the details, but the date was chosen because it is the annual **Rails to Ales** event. Beer and Bratwurst! Hope that sounds good to everyone. Remember, spouses are invited. I am waiting to hear on the cost of a charter bus and the cost of the trip. More information to follow.”

Skagit Valley & Whidbey NMRA Clinic Schedule

2012/2013

Notes: All regular meetings are held at the Summer Hill Community in Oak Harbor from September through June on the dates shown starting at 7:00pm or as otherwise announced.

NMRA Membership is encouraged

See www.nmra.org

DATE	SUBJECT
Aug 8 th	Annual Potluck BBQ at John Marshall's
Sept 19th	Logging and Live Steam by Eric Erickson
Oct 10th	Mini Clinics
Nov 14th	The Tabooma County Railway: Choosing a Private Roadname— Developing a Plausible History by Al Carter
Dec 5th	Annulled
Jan 9th	Locomotive Tune-ups (both steam and diesel) by John Mann and Tom Hawkins
Feb 13th	Streets & Highways, Including Street Trackage by Al Carter
Mar 13th	Track Construction Methods in the Real World by John White
Apr 10th	DCC Sound Systems Hands-On Test Track by Bill Harper/John Mann
May 8th	Backdrop Clinic by Al Carter and Jack Tingstad
Jun 12th	Open House at Dick Haines

Volunteers or Press Ganged

NMRA Liaison and Reportage	Al Carter
Keeper of the Purse [aka the Bucket]	Iver Johnson
Layout Design Aficionado	Tom Hawkins
The DCC & Audio Visual Main Mann	John Mann
Newsletters and Announcement Flyers	Al Frasch
Refreshments	Phil Gonzales
Keeper of the Rolls[aka the Membership Roster]	Jon Wilbert
Clean-up Artists	- open -
The Tin Can Gaffers	Curt and Iver Johnson
Competition Shepherd	- open -
Program Organizer	Susan Gonzales
Clinic Chair	Rich Blake

**NATIONAL MODEL RAILROAD ASSOCIATION
4TH DIVISION - PACIFIC NORTHWEST REGION**

2013 SPRING MEET

SATURDAY, MAY 18TH
Embassy Suites - Tukwila, WA
15920 West Valley Hwy.

**12 Great
Clinics!**

LAYOUT TOURS MAY 19TH!

Registration:

\$20 if registered by mail or
email prior to May 11.
(Includes lunch)

\$30 admission at the door
for those not pre-registered
(NO LUNCH)

SPACE IS LIMITED!



Clinic topics to include:

- DCC Systems & Installs
- Layout Design & Ops
- Proto 87
- Prototypes for Layouts
- Track Warrants
- Award Winning Modules
- Building a Forest

& more!



Phone 425-228-7327

Or visit wnrr.net/4dspringmeet for registration forms and more details.